

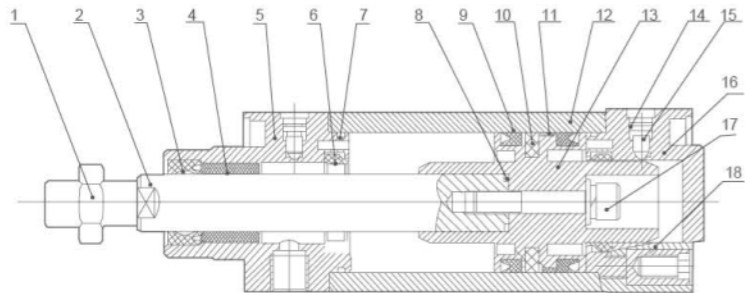
DNC Series ISO15552 Standard Cylinder



Ordering Code

<input type="checkbox"/>	DNC	50 × 100	25	S	<input type="checkbox"/>	
Tube Type	Series Code	Cylinder Bore	Stroke	Adjust Stroke	Magnet Code	Fixed Type
Blank: Square Type T: Tie-rod Type M: Mickey Mouse Type	DNC: ISO15552 Standard Double Action Type DNT: ISO15552 Standard With Mickey Mouse (Groove) Tube DNCD: ISO15552 Standard Two Axis Double Action Type DNCJ: ISO15552 Two Axis Stroke Adjust Type	32mm-125mm	25: 25mm 50: 50mm 75: 75mm	Blank: Without Magnet S: With Magnet	Blank: Normal Type LB: Front and back fixed type FA: Front cover fixed type (Front flange type) FB: Back cover fixed type (Back flange type) CA: Back cover fixed type (Single earring) CB: Back cover fixed type (Double earring) SDB: Back cover fixed type	

Internal structure



NO	Designation	NO	Designation
1	Piston Rod Nut	2	Piston Rod
3	Front Cover Seal Ring	4	Bearing
5	Front Cover	6	Buffering O-Ring
7	O-Ring	8	Piston rod O-Ring
9	Piston O-Ring	10	Magnet (Optional)
11	Wear Ring	12	Barrel
13	Piston	14	Cushion Seal
15	Cushion Needle	16	Back Cover
17	Hex Socket Screw	18	Profile Bolt

Specification

Bore (mm)	32	40	50	63	80	100	125
Motion Pattern	Double Action						
Working Medium	Filtered Air						
Compression Pressure	1.5MPa						
Max. Operating Pressure	1.0MPa						
Min. Operating Pressure	0.1MPa						
Buffer	Air Buffer (Standard)						
Condition Temperature	-5~70°C						
Operating Speed	50~800mm/s						
Port Size	G1/8"	G1/4"	G3/8"	G1/2"			

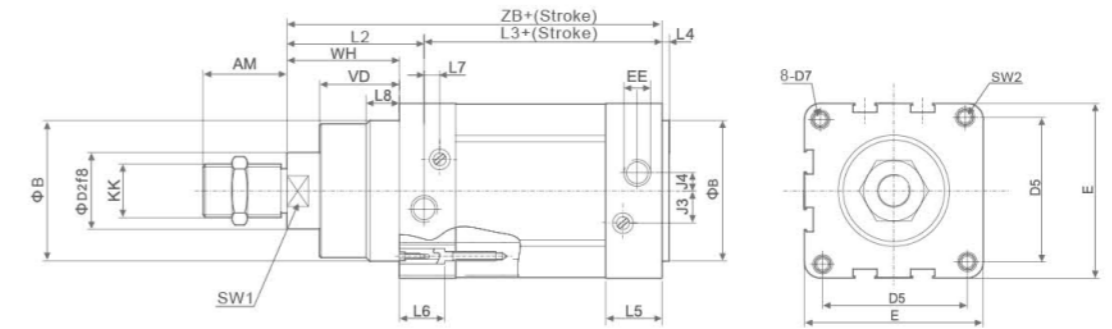
Stroke

Bore	Standard Stroke	Buffer Stroke	Stroke Range
32		20	10~2000
40		22	
50	25 40 50 80 100 125	32	
63	160 200 250 320 400	35	
80	500		
100			
125			

DNC Series ISO15552 Standard Cylinder

Overall Dimensions

Normal Type
DNC-S

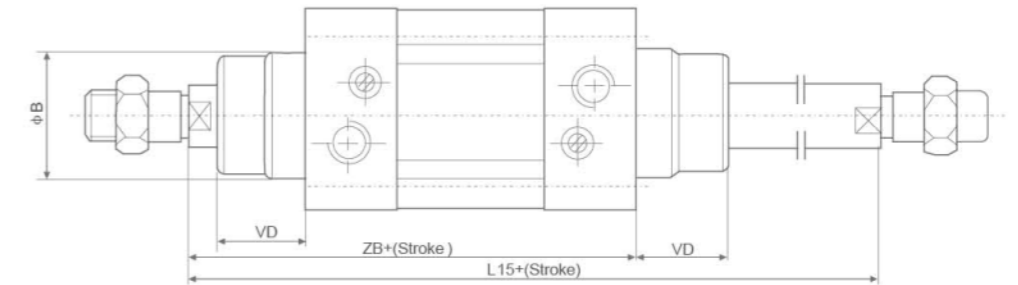


Dimension Sheet

Bore	AM	B	D2	D5	D7	E	EE(G)	J3	J4	KK	L2	L3	L4	L5	L6	L7	L8	SW1	SW2	VD	WH	ZB
32	22	30	12	32.5	M6	45	1/8	6	5.2	M10×1.25	40	80	4	26	22	3.3	8	10	6	16	26	120
40	24	35	16	38	M6	54	1/4	8	6	M12×1.25	46	89	4	29.6	22	3.6	10	13	6	20	30	135
50	32	40	20	46.5	M8	64	1/4	10	8.5	M16×1.5	54	90	4	30	22	5.1	10	17	8	27	37	144
63	32	45	20	56.5	M8	75	3/8	12.4	10	M16×1.5	57	101	4	35.5	22	6.6	10	17	8	27	37	158
80	40	45	25	72	M10	93	3/8	12.5	8	M20×1.5	65	109	4	36	25	10.5	10	22	10	34.5	46	174
100	40	55	25	89	M10	110	1/2	11.8	10	M20×1.5	71	118	4	39	25	8	12.5	22	10	38	51	189
125	54	60	32	110	M12	134	1/2	13	8	M27×2	95	128	6	44.7	30	14	12.5	28	12	46	65	223

Overall Dimensions

Double Piston Rod Type
DNC-D-S



Dimension Sheet

Bore	32	40	50	63	80	100	125
B	30	35	40	45	45	55	60
L15	146	165	182	194	220	240	298
VD	16	20	27	27	34.7	38.2	46
ZB	120	135	144	158	174	189	223